

SPLITTER 4 CHANNEL

USER MANUAL

PLEASE READ USER MANUAL

Thank you for selecting the DMX splitter 4. The DMX product is a DMX signal amplifier, distributor, isolator. The unit allows you to split a DMX signal into four separate signal outputs. Also it boost your DMX signal for extensive cable runs between DMX lighting fixtures. To optimize the performance of this product, please read the user manual carefully before use.


The following items are included in the box:

- 1pc DMX Splitter 4
- 1pc User Manual

FEATURES

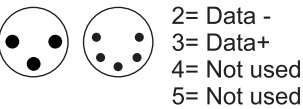
- DMX signal amplifier and distributor
- 1 input to 4 outputs plus DMX Thru
- Electric isolation between input & output
- Electric isolation between output & output
- Terminator button for the last unit
- Signal Input: 3pin & 5pin XLR In Signal Output: 3pin or 5pin XLR Out
- Power and signal indicator

PRODUCT OVERVIEW



SPECIFICATIONS

DIMENSION..... 277 X145 X70 MM
WEIGHT..... 1. 8KG



AC POWER..... AC230V 50Hz
FUSE..... F1A

INSTALLATION

The unit can be placed on desk or wall mounted. For wall mount, use screws to fix the unit in mounting holes on both sides.

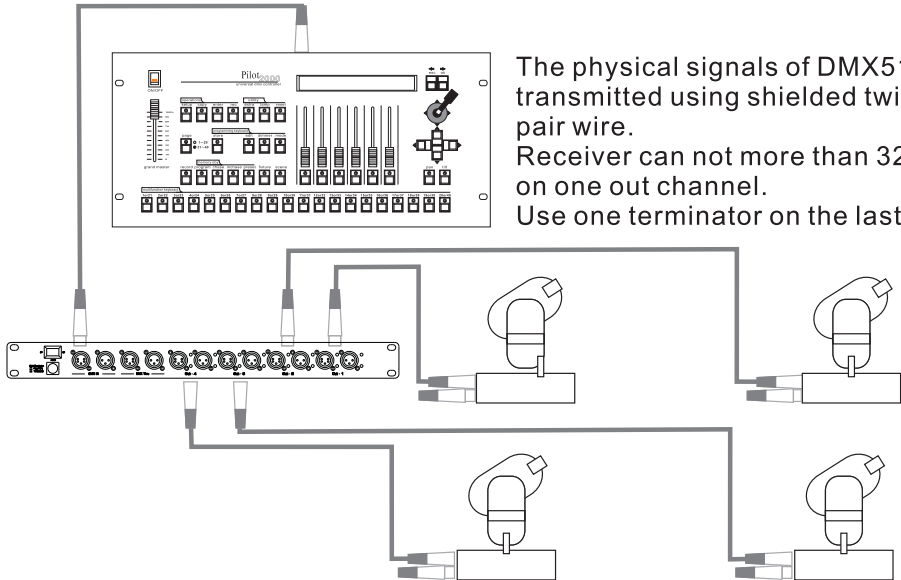
AC POWER

The unit is designed to work on AC 230V 50Hz. Before applying power to a unit, make sure that the unit's input voltage matches the power source voltage.

WARNING:

All units must be connected to circuits with a suitable Earth Ground.

CONNECTION DIAGRAMS



The physical signals of DMX512 are transmitted using shielded twisted pair wire. Receiver can not more than 32 units on one out channel. Use one terminator on the last

SAFETY INSTRUCTION

- This product is intended for indoor use only!
- Always turn off, unplug power and allow fixture to cool before servicing.
- Ensure that fixture is properly grounded.
- Please keep this User Guide for future consultation.
- To prevent risk of fire or shock, do not expose fixture to rain or moisture.
- The unit must be installed in a location with adequate ventilation. Be sure no ventilation slots are blocked.
- Make sure power cord is never crimped or damaged.
- Do not remove the top cover under any conditions.
- There are no user serviceable parts inside.
- Disconnect the unit's main power when left unused for long periods of time.
- Never connect this unit to a dimmer pack.
- Never operate this unit when it's cover is removed.

IMPORTANT INFORMATION!

In order to optimize the recovery and recycling of the materials that old appliances contain and reduce the impact on human health and the environment, ensure that this product is recycled at the end of its life.



MADE IN CHINA